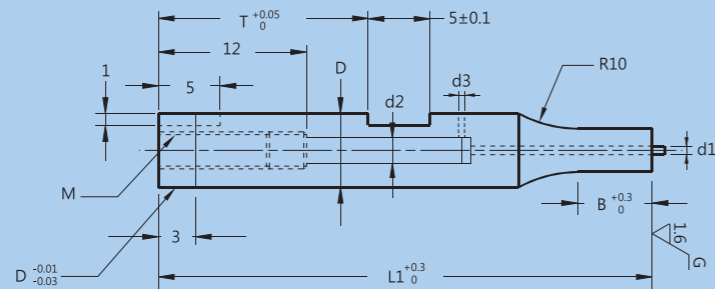

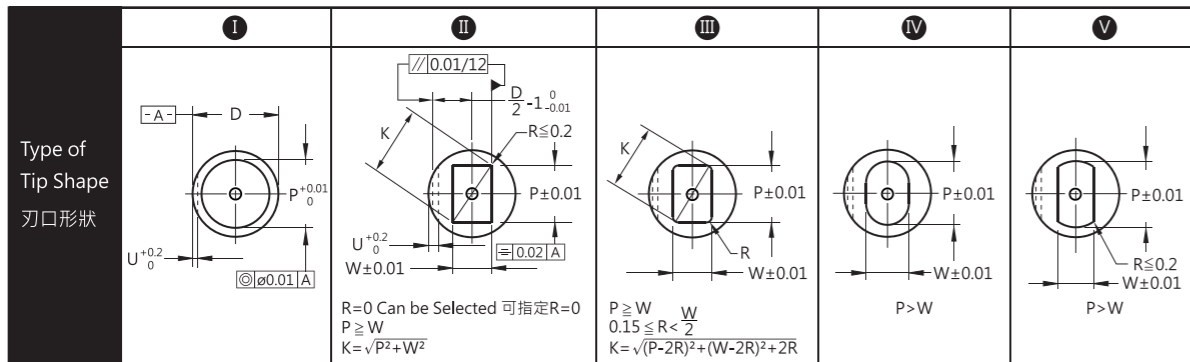


HTP049



Type 品名	Material 材質	Hardness 硬度	Delivery 交貨日
HTP049	Equivalent to SKD11 SKD11同級	60~63HRC Surface表面1000~1100HV	8 Working Days 8個工作日

D Tolerance 柄部直徑公差	
a	m5
b	+0.005 0



Type 品名	Tip Length 刃口長度	D	L1 (u: 10mm)	I (u:0.01mm) min. P max.	II/III/IV/V (u:0.01mm) P-Kmax.	II/III/IV/V (u:0.01mm) P-Wmin.	III (u:0.01mm) R	T (u: 0.1mm)	B	U Key groove depth鍵槽深度	M	d1	d2	d3
HTP049	S	6	40~80	2.00~5.99	5.97	2.00	$0.15 \leq R < \frac{W}{2}$	T > 5.0	8	1.0	3	0.7	2.6	1.0
		8	(40)~100	3.00~7.99	7.97	3.00			13	1.5	4	1.1	3.4	1.5
		10	(40)~100	3.00~9.99	9.97	3.00			13	1.5	5	1.5	4.4	
		13	(40)~100	6.00~12.99	12.97	6.00			13	1.5	6	1.8		
		16	(40)~100	10.00~15.99	15.97	6.00			19	1.5	6	2.8		
		19	(40)~100	10.00~15.99	15.97	6.00			13	1.0	3	0.7		
	L	6	50~80	2.00~5.99	5.97	2.00			19	1.5	4	1.1	3.4	
		8	50~100	3.00~7.99	7.97	3.00			19	1.5	5	1.5		
		10	50~100	3.00~9.99	9.97	3.00			19	1.5	6	1.8	4.4	
		13	50~100	6.00~12.99	12.97	6.00			19	1.5	6	2.8		
		16	60~100	10.00~15.99	15.97	6.00			25	1.5	6	2.8		

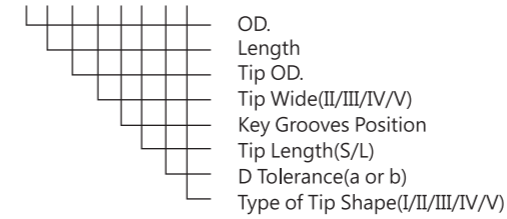
\* L1 (40) : B=6 If full length is (40), tip length is 6mm in all cases. 全長為(40)時·刃口長度一律為6mm

L1 (50) : B=13 If full length is (50), tip length is 13mm in all cases. 全長為(50)時·刃口長度一律為13mm

\*If no key groove is required, select T dimension that is the same as the full length L1. 不要鍵槽時·T尺寸請指定與全長L1相同尺寸

Order Ex. 訂購範例

HTP049-6-L1-P-W-T-□-□-□



外徑  
長度  
前端外徑  
前端寬度(II/III/IV/V)  
鍵槽位置  
刃口長度(S/L)  
柄部直徑公差(a or b)  
刃口形狀(I/II/III/IV/V)

Alterations 追加加工名稱	Description 加工說明	Alterations 追加加工名稱	Description 加工說明
PC WC	Tip dimension change 變更刃口尺寸 *請參考表19	LKC LKZ	Full length tolerance change 變更全長公差
BC	Tip length change 變更刃口長度 *請參考表13	KC	Addition key flats 止迴加工
SC	Lapping of tip 刃口拋光加工	NKC	No key flats 無止迴加工
PRC	Rounding of tip side edge 刃口側端面R加工	KD	change the location of key grooves 改變鍵槽位置
PCC	Chamfering to tip side edge 刃口側端面C倒角加工	WKD	Addition key grooves 鍵槽平行加工
PKC	Tip tolerance change 變更刃口公差	TKC	T dimension tolerance change 變更T尺寸公差
LC	Full length change 變更全長 *請參考表5	SKC	Single key flat on shank 柄部平面加工(1面)
LCT	Changes to head thickness tolerance and full length are processed using a single code. 變更頭緣厚度公差與全長 *請參考表2	AC	The jector pin is removed to create an air path and the side vent hole is plugged from the inside by inserting a resin ( ABS ) ring. 作為空壓用·將頂出銷拔除·放入環 狀樹脂(ABS)從內側將橫孔塞柱

\*追加加工詳細說明請參考產品概要-追加加工說明