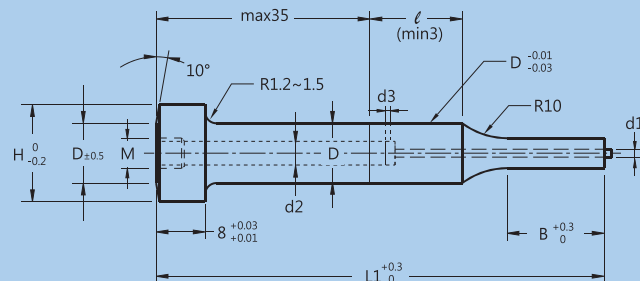




precision.MIT

Jector Punches
For Heavy Load(Finished For Retainers) - WPC · HW Coating
厚板用頂料沖頭(已做配合沖頭固定座加工) - WPC處理 · HW COAT處理



HTP032



Type 品名	Material 材質	Hardness 硬度	Surface Treatment 表面處理	Delivery 交貨日
HTP032-A	Powdered Highspeed Steel 粉末高速鋼	64~67HRC Surface表面3000HV	HW COAT	8 Working Days 8 個工作日
HTP032-B		64~67HRC Surface表面1000~1100HV	WPC	

D Tolerance 柄部直徑公差	
a	m5
b	+0.005 0

Type of Tip Shape 刃口形狀	I	II	III	IV	V
R=0 Can be Selected 可指定R=0 $P \geq W$ $K = \sqrt{P^2 + W^2}$ $P \geq W$ $0.15 \leq R < \frac{W}{2}$ $K = \sqrt{(P-2R)^2 + (W-2R)^2} + 2R$					

Type 品名	Tip Length 刃口長度	D	L1 (u : 10mm)	I (u:0.01mm) min. P max.	II/III/IV/V (u:0.01mm) P ·Kmax.	II/III/IV/V (u:0.01mm) P ·Wmin.	III (u:0.01mm) R	B	H	d1	d2	d3	M
HTP032-A HTP032-B		8	(50)~100	4.00~7.99	7.97	4.00	$0.15 \leq R < \frac{W}{2}$	13	13	1.5	3.4	1.5	4
		10	(50)~100	5.00~9.99	9.97	5.00		13	15	1.8	4.4		5
		13	(50)~100	6.00~12.99	12.97	6.00		13	18	2.8			
		16	(50)~100	10.00~15.99	15.97	6.00		19	21				
		20	(50)~100	13.00~19.99	19.97	6.00		19	25				
		25	(50)~100	18.00~24.99	24.97	6.00		19	30	3.1			
		8	60~100	4.00~7.99	7.97	4.00		19	13	1.5	3.4	1.5	4
		10	60~100	5.00~9.99	9.97	5.00		19	15	1.8	4.4		5
		13	60~100	6.00~12.99	12.97	6.00		19	18	2.8			
		16	70~100	10.00~15.99	15.97	6.00		25	21				
		20	70~100	13.00~19.99	19.97	6.00		25	25				
		25	70~100	18.00~24.99	24.97	6.00		25	30	3.1			

* L1 (50)→B=8 If full length is (50), tip length is 8mm in all cases. 全長為(50)時 · 刃口長度一律為8mm

* I : $P > D - 0.03 \rightarrow \ell = 0$ If $P > D - 0.03$ for a round punch, $D_{-0.01}^{-0.03}$ (press-in lead) is not included. 圓沖頭 $P > D - 0.03$ 時 · 不附 $D_{-0.01}^{-0.03}$ (導入部)

* II/III/IV/V : $P \cdot K > D - 0.05 \rightarrow \ell = 0$ If $P \cdot K > D - 0.05$ for a shaped punch, $D_{-0.01}^{-0.03}$ (press-in lead) is not included. 變形沖頭 $P \cdot K > D - 0.05$ 時 · 不附 $D_{-0.01}^{-0.03}$ (導入部)

Jector Punches
For Heavy Load(Finished For Retainers) - WPC · HW Coating
厚板用頂料沖頭(已做配合沖頭固定座加工) - WPC處理 · HW COAT處理

Order Ex. 訂購範例

HTP032-□-8-L1-P-W-□-□-□

A or B
OD.
Length
Tip OD.
Tip Wide(II/III/IV/V)
Tip Length(S/L)
D Tolerance(a or b)
Type of Tip Shape(I/II/III/IV/V)

沖頭材質
外徑
長度
前端外徑
前端寬度(II/III/IV/V)
刃口長度(S/L)
柄部直徑公差(a or b)
刃口形狀(I/II/III/IV/V)

Alterations	追加工名稱	Description	加工說明	Alterations	追加工名稱	Description	加工說明
Alterations to Tip 刃口追加工	BC		Tip length change 變更刃口長度 *請參考表13	Alterations to Shank 柄部追加工	KC WKC KFC NKC	Addition key flats 止迴追加工	
	PRC		Rounding of tip side edge 刃口側端面R加工		SKC	Single key flat on shank 柄部平面加工(1面)	
	PCC		Chamfering to tip side edge 刃口側端面C倒角加工		AC	The jector pin is removed to create an air path and the side vent hole is plugged from the inside by inserting a resin (ABS) ring. 作為空壓用 · 將頂出銷拔除 · 放入環狀樹脂(ABS)從內側將橫孔塞柱	
	PKC		Tip tolerance change 變更刃口公差		NC	The jector pin is removed. 拔除頂出銷	
Alterations to Full Length 全長追加工	LC		Full length change 變更全長 *請參考表6		NDC	No press-in lead 無導入部	
	LKC		Full length tolerance change 變更全長公差		*追加工詳細說明請參考產品概要-追加工說明		