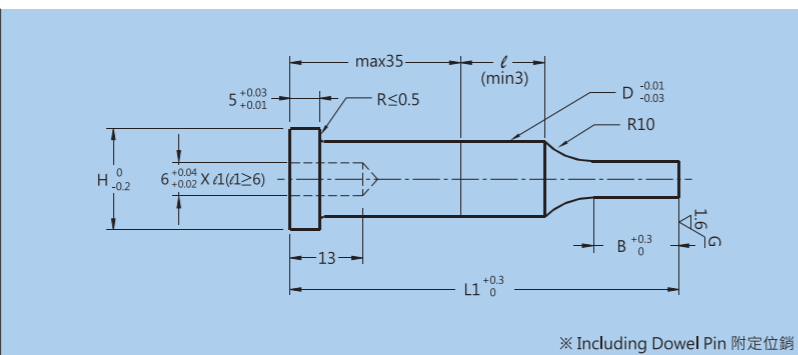


Punches With Locating Dowel Holes(Finished For Retainers) - WPC
附定位孔沖頭(已做配合沖頭固定座加工) - WPC處理

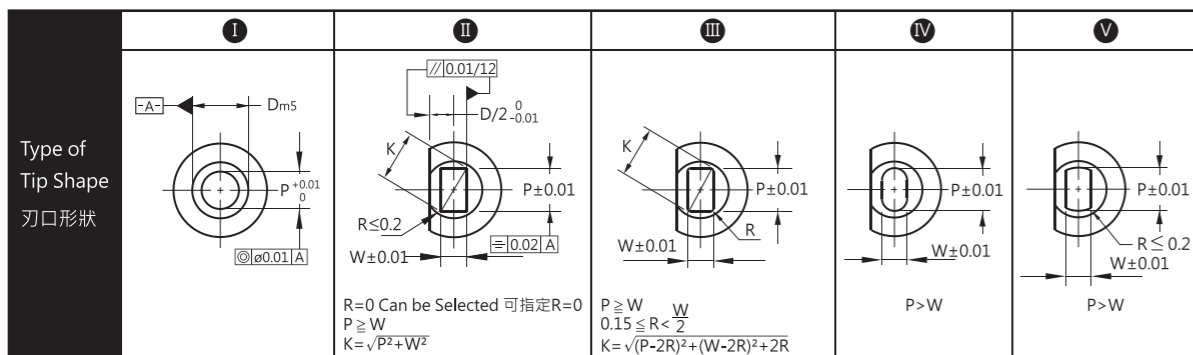
HTP020



※ Including Dowel Pin 附定位銷

Type 品名	Material 材質	Hardness 硬度	Surface Treatment 表面處理	Delivery 交貨日
HTP020	Equivalent to SKD11 SKD11同級	60~63HRC Surface表面 1000~1100HV	WPC	8 Working Days 8 個工作日

D Tolerance 柄部直徑公差
m5



Type 品名	Tip Length 刃口長度	D	L1 (u: 10mm)	I (u:0.01mm) min. P max.	II/III/IV/V (u:0.01mm) P·Kmax.	II/III/IV/V (u:0.01mm) P·Wmin.	III (u:0.01mm) R	B	H	
HTP020	S	10	(40)~150	3.00~9.99	9.97	2.50	0.15 ≤ R < W/2	13	13	
		13	(40)~150	6.00~12.99	12.97	3.00		13	16	
		16	(40)~150	10.00~15.99	15.97	4.00		19	19	
		20	(40)~150	13.00~19.99	19.97	5.00		19	23	
		25	(40)~150	18.00~24.99	24.97	6.00		19	28	
		32	(40)·(50)~150	20.00~31.99	31.97	7.00		19	35	
		38	(40)·(50)~150	28.00~37.99	37.97	8.00		19	41	
		45	(40)·(50)~150	35.00~44.99	44.97	9.00		19	48	
	L	10	50~150	3.00~9.99	9.97	2.50		19	13	
		13	50~150	6.00~12.99	12.97	3.00		19	16	
		16	60~150	10.00~15.99	15.97	4.00		25	19	
		20	60~150	13.00~19.99	19.97	5.00		25	23	
		25	60~150	18.00~24.99	24.97	6.00		25	28	
		32	60~150	20.00~31.99	31.97	7.00		25	35	
		38	60~150	28.00~37.99	37.97	8.00		25	41	
		45	60~150	35.00~44.99	44.97	9.00		25	48	
	X Tip Length 刃口長度 X>L>S	10	70~150	6.00~9.99	9.97	5.00		-	30	13
		13	70~150	6.00~12.99	12.97	5.00		-	30	16
		16	80~150	10.00~15.99	-	-		-	40	19
		20	80~150	13.00~19.99	-	-		-	40	23

Further dimensions on request
規格尺寸若有需求 · 歡迎洽詢

※ u=unit

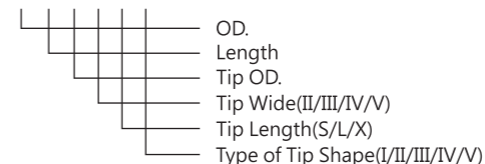
Punches With Locating Dowel Holes(Finished For Retainers) - WPC
附定位孔沖頭(已做配合沖頭固定座加工) - WPC處理

Type 品名	Tip Length 刃口長度	D	L1 (u: 10mm)	I (u:0.01mm) min. P max.	II/III/IV/V (u:0.01mm) P·Kmax.	II/III/IV/V (u:0.01mm) P·Wmin.	III (u:0.01mm) R	B	H
HTP020	X	25	80~150	18.00~24.99	-	-	-	40	28
		32	80~150	20.00~31.99	-	-		40	35
	Tip Length 刃口長度 X>L>S	38	80~150	28.00~37.99	-	-		40	41
		45	80~150	35.00~44.99	-	-		40	48

* L1 (40) : D10~25→B=8 If full length is (40) and D dimension is 10~25, tip length is 8mm in all cases. 全長為(40)時 · D尺寸為10~25時 · 刃口長度一律為8mm
D32~45→B=6 If full length is (40) and D dimension is 32~45, tip length is 6mm in all cases. 全長為(40)時 · D尺寸為32~45時 · 刃口長度一律為6mm
* L1 (50)→B=13 If full length is (50), tip length is 13mm in all cases. 全長為(50)時 · 刃口長度一律為13mm
* I : P>D-0.03→l=0 If P>D-0.03 for a round punch, D_{-0.03}^{-0.01} (press-in lead) is not included. 圓沖頭P>D-0.03時 · 不附D_{-0.03}^{-0.01} (導入部)
* II/III/IV/V : P·K>D-0.05→l=0 If P·K>D-0.05 for a shaped punch, D_{-0.03}^{-0.01} (press-in lead) is not included. 變形沖頭P·K>D-0.05時 · 不附D_{-0.03}^{-0.01} (導入部)

Order Ex. 訂購範例

HTP020-10-L1-P-W-□-□



外徑
長度
前端外徑
前端寬度(II/III/IV/V)
刃口長度(S/L/X)
刃口形狀(I/II/III/IV/V)

Alterations 追加名稱	Description 加工說明	Alterations 追加名稱	Description 加工說明
PC WC	Tip dimension change 變更刃口尺寸 *請參考表10	KC WKC KFC NKC	Addition key flats 止迴加工
BC	Tip length change 變更刃口長度 *請參考表6	HC	Head diameter change 變更頭緣直徑 *請參考表1
PRC	Rounding of tip side edge 刃口側端面R加工	TC	Head thickness change 變更頭緣厚度 *請參考表1
PCC	Chamfering to tip side edge 刃口側端面C倒角加工	TCC	Chamfering of head 頭緣部C面加工
PKC	Tip tolerance change 變更刃口公差	UC	Modification for urethane stripper (USN) installation 剝料用優力膠(USN)安裝加工 *請參考表2
LC	Full length change 變更全長 *請參考表1	TPC	Dowel pin change 變更定位銷
LKC	Full length tolerance change 變更全長公差	NDC	No press-in lead 無導入部

*追加加工詳細說明請參考產品概要-追加加工說明